



PERFORMANCE REPORT

EBFINANZ WORLD PORTFOLIO

This Product is a derivative instrument. It does not qualify as unit of a collective investment scheme pursuant to art. 7 et seqq. of the Swiss Federal Act on Collective Investment Schemes (CISA) and is therefore neither registered nor supervised by the Swiss Financial Market Supervisory Authority FINMA. Investors do not benefit from the specific investor protection provided under the CISA.

CERTIFICATE DATA

Issuer	Leonteq Securities AG, Zurich, Switzerland
Index Sponsor	Ebfinanz AG
ISIN	CH0234032628
Initial Fixing Date	28.02.2014
Final Fixing Date	Open-end
Currency	CHF
Issue Price	1000.00
Outstanding Certificates	6'342
Index Units	0.9988
Report Date	28.11.2018
Valuation (27/11/2018)	1212.27

RISK METRICS

Volatility p.a.	Maximum Drawdown	Information Ratio
10.44%	-19.32%	2.03x

Source: Leonteq Securities AG, as of 27/11/2018

Past performance is no indication of future performance.

PERFORMANCE CHART (IN CHF)



Source: Leonteq Securities AG, as of 27/11/2018

PERFORMANCE TABLE

	1 m	3 m	YTD	12 m	3 yrs	5 yrs	ITD
Return	2.37%	-5.62%	-4.63%	-3.44%	10.83%	-	21.23%

Source: Leonteq Securities AG, as of 27/11/2018 YTD = year-to-date, ITD = inception-to-date



PERFORMANCE REPORT

EBFINANZ WORLD PORTFOLIO

MONTHLY CERTIFICATE PERFORMANCE BREAKDOWN

Year	Jan	Feb	Mar	Apr	May	Jun	Jul	Aug	Sept	Oct	Nov	Dec	Total*
2014	-	0.00%	1.27%	1.24%	3.43%	-0.97%	0.16%	1.20%	0.16%	0.09%	2.86%	-0.52%	9.19%
2015	-7.10%	8.00%	-0.51%	0.91%	-0.50%	-4.73%	3.78%	-6.59%	-3.17%	9.15%	1.92%	-2.94%	-3.20%
2016	-5.63%	-3.04%	2.11%	0.72%	3.92%	-3.67%	5.20%	1.44%	-0.50%	-0.40%	2.70%	1.44%	3.79%
2017	-0.03%	3.90%	1.65%	2.08%	0.27%	-1.02%	2.66%	-1.29%	2.65%	3.68%	-0.09%	0.52%	15.87%
2018	1.15%	-2.98%	-0.97%	3.92%	-1.03%	-1.16%	2.86%	-1.20%	0.75%	-5.18%	-0.58%	-	-4.63%
-	-	-	-	-	-	-	-	-	-	-	-	-	-
-	-	-	-	-	-	-	-	-	-	-	-	-	-
-	-	-	-	-	-	-	-	-	-	-	-	-	-
-	-	-	-	-	-	-	-	-	-	-	-	-	-
-	-	-	-	-	-	-	-	-	-	-	-	-	-

Source: Leonteq Securities AG, as of 27/11/2018. *Figures not annualized

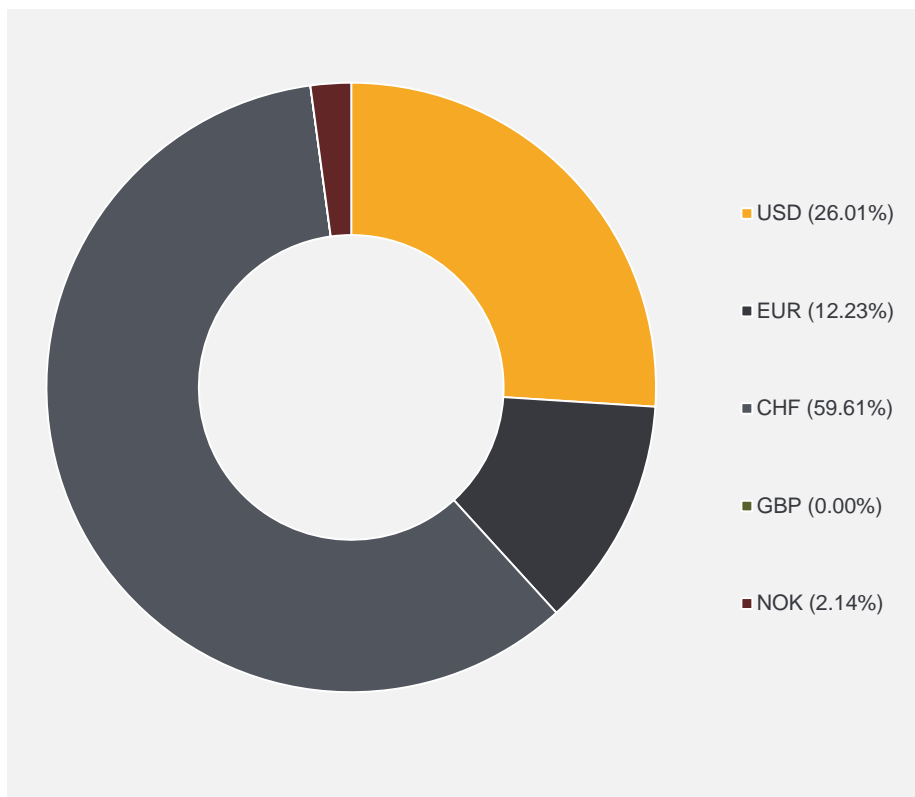
Past performance is no indication of future performance.



PERFORMANCE REPORT

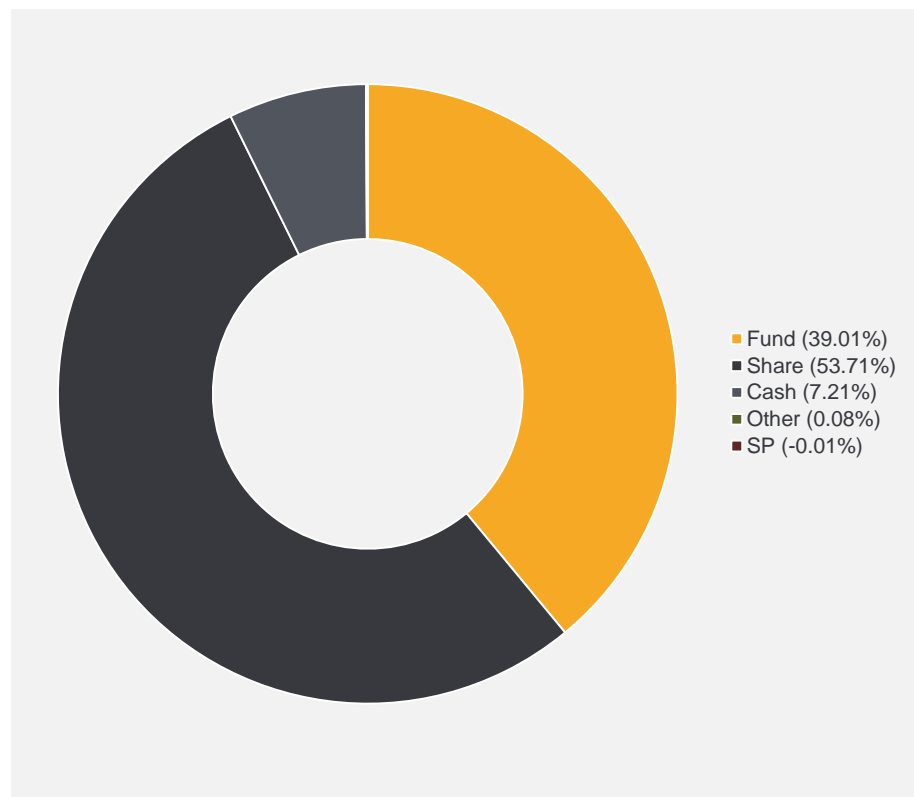
EBFINANZ WORLD PORTFOLIO

INDEX NET CURRENCY BREAKDOWN



Source: Leonteq Securities AG, Composition: 28/11/2018, Pricing Data: 27/11/2018

INDEX NET ALLOCATION BREAKDOWN



Source: Leonteq Securities AG, Composition: 28/11/2018, Pricing Data: 27/11/2018

PERFORMANCE REPORT

EBFINANZ WORLD PORTFOLIO

INDEX NET COMPOSITION

Source: Leonteq Securities AG, Composition: 28/11/2018, Pricing Data: 27/11/2018

No	Name	Identifier/ISIN	Type	Multiplier	Curr	Price	Notional	Index Units	Index (Curr)	FX	Index (CHF)	Weight
1	ABERDEEN GL-ASIA SM C...	LU0231459107	Fund	1.0	USD	41.35	-	1.026139	42.43	0.99860	42.37	3.48%
2	ALIBABA GROUP HOLDING...	US01609W1027	Share	1.0	USD	156.46	-	0.221014	34.58	0.99860	34.53	2.84%
3	BASF SE	DE000BASF111	Share	1.0	EUR	65.20	-	0.505176	32.94	1.12795	37.15	3.05%
4	BB ADAMANT GLOBAL BIO...	CH0113817123	Fund	1.0	CHF	2967.72	-	0.010261	30.45	1.00000	30.45	2.50%
5	CASH INSTRUMENT CHF	105295572	Cash	1.0	CHF	1.00	1.00	61.488470	61.49	1.00000	61.49	5.05%
6	CASH INSTRUMENT EUR	105295594	Cash	1.0	EUR	1.00	1.00	0.158529	0.16	1.12795	0.18	0.01%
7	CASH INSTRUMENT GBP	105295584	Cash	1.0	GBP	1.00	1.00	-0.000006	0.00	1.27130	0.00	0.00%
8	CASH_AMC_NOK	106016418	Cash	1.0	NOK	1.00	1.00	224.514309	224.51	0.11607	26.06	2.14%
9	CEMBRA MONEY BANK AG	CH0225173167	Share	1.0	CHF	80.55	-	0.378882	30.52	1.00000	30.52	2.51%
10	COCA-COLA CO/THE	US1912161007	Share	1.0	USD	49.37	-	0.820911	40.53	0.99860	40.47	3.33%
11	DORMA KABA HOLDING AG	CH0011795959	Share	1.0	CHF	701.00	-	0.039467	27.67	1.00000	27.67	2.27%
12	GEBERIT AG-REG	CH0030170408	Share	1.0	CHF	385.40	-	0.058411	22.51	1.00000	22.51	1.85%
13	GIVAUDAN-REG	CH0010645932	Share	1.0	CHF	2431.00	-	0.011051	26.86	1.00000	26.86	2.21%
14	GOLDMAN SACHS-INDIA E...	LU0333811072	Fund	1.0	USD	21.14	-	2.999482	63.41	0.99860	63.32	5.20%
15	ISHARES CHINA LARGE CAP	IE00B02KXK85	Fund	1.0	USD	115.80	-	0.446449	51.70	0.99860	51.63	4.24%
16	ISHARES MDAX UCITS ET...	DE0005933923	Fund	1.0	EUR	199.68	-	0.124557	24.87	1.12795	28.05	2.31%
17	ISHARES MSCI JAPAN CHF-H	IE00B8J37J31	Fund	1.0	CHF	50.30	-	1.592251	80.09	1.00000	80.09	6.58%
18	KOMAX HOLDING AG-REG	CH0010702154	Share	1.0	CHF	254.80	-	0.088406	22.53	1.00000	22.53	1.85%
19	LAFARGEHOLCIM LTD	CH0012214059	Share	1.0	CHF	45.61	-	0.647257	29.52	1.00000	29.52	2.43%
20	MICROSOFT CORP	US5949181045	Share	1.0	USD	107.14	-	0.505176	54.12	0.99860	54.05	4.44%



PERFORMANCE REPORT

EBFINANZ WORLD PORTFOLIO

INDEX NET COMPOSITION

Source: Leonteq Securities AG, Composition: 28/11/2018, Pricing Data: 27/11/2018

No	Name	Identifier/ISIN	Type	Multiplier	Curr	Price	Notional	Index Units	Index (Curr)	FX	Index (CHF)	Weight
21	NDF EURCHF 190228	122293189	Other	1.0	CHF	-0.01	-	-126.293975	0.96	1.00000	0.96	0.08%
22	NESTLE SA-REG	CH0038863350	Share	1.0	CHF	84.64	-	0.426242	36.08	1.00000	36.08	2.96%
23	NOVARTIS AG-REG	CH0012005267	Share	1.0	CHF	88.10	-	0.569270	50.15	1.00000	50.15	4.12%
24	PICTET- ROBOTICS-HI CHF	LU1577726869	Fund	1.0	CHF	137.26	-	0.284161	39.00	1.00000	39.00	3.21%
25	PRINCESS PRIV EQTY HO...	GG00B28C2R28	Fund	1.0	EUR	9.84	-	4.025936	39.62	1.12795	44.68	3.67%
26	ROCHE HOLDING AG-GENU...	CH0012032048	Share	1.0	CHF	249.60	-	0.196703	49.10	1.00000	49.10	4.03%
27	ROYAL DUTCH SHELL PLC...	GB00B03MLX29	Share	1.0	EUR	26.55	-	1.296408	34.41	1.12795	38.82	3.19%
28	SAMSUNG ELECTRONICS GDR	US7960508882	Share	1.0	USD	957.00	-	0.031573	30.22	0.99860	30.17	2.48%
29	SREN2 12/18 P 86	119305599	SP	100.0	CHF	0.51	-	-0.003157	-0.16	1.00000	-0.16	-0.01%
30	SWATCH GROUP AG/THE-BR	CH0012255151	Share	1.0	CHF	301.90	-	0.118401	35.75	1.00000	35.75	2.94%
31	U-BLOX AG	CH0033361673	Share	1.0	CHF	90.60	-	0.094720	8.58	1.00000	8.58	0.71%
32	VARIOPARTNER-MIV GB M...	LU0329631377	Fund	1.0	CHF	2009.32	-	0.047360	95.16	1.00000	95.16	7.82%
33	VAT GROUP AG	CH0311864901	Share	1.0	CHF	102.60	-	0.221014	22.68	1.00000	22.68	1.86%
34	ZURICH INSURANCE GROU...	CH0011075394	Share	1.0	CHF	311.40	-	0.181548	56.53	1.00000	56.53	4.65%



PERFORMANCE REPORT

EBFINANZ WORLD PORTFOLIO

TOTAL NET COMPOSITION

Source: Leonteq Securities AG, Composition: 28/11/2018, Pricing Data: 27/11/2018

No	Name	Identifier/ISIN	Type	Multiplier	Curr	Price	Notional	Total Units	Total (Curr)	FX	Total (CHF)	Weight
1	ABERDEEN GL-ASIA SM C...	LU0231459107	Fund	1.0	USD	41.35	-	6'500.0	268'790	0.99860	268'414	3.48%
2	ALIBABA GROUP HOLDING...	US01609W1027	Share	1.0	USD	156.46	-	1'400.0	219'044	0.99860	218'737	2.84%
3	BASF SE	DE000BASF111	Share	1.0	EUR	65.20	-	3'200.0	208'640	1.12795	235'335	3.05%
4	BB ADAMANT GLOBAL BIO...	CH0113817123	Fund	1.0	CHF	2967.72	-	65.0	192'902	1.00000	192'902	2.50%
5	CASH INSTRUMENT CHF	105295572	Cash	1.0	CHF	1.00	1.00	389'494.2	389'494	1.00000	389'494	5.05%
6	CASH INSTRUMENT EUR	105295594	Cash	1.0	EUR	1.00	1.00	1'004.2	1'004	1.12795	1'133	0.01%
7	CASH INSTRUMENT GBP	105295584	Cash	1.0	GBP	1.00	1.00	0.0	0	1.27130	0	0.00%
8	CASH_AMC_NOK	106016418	Cash	1.0	NOK	1.00	1.00	1'422'169.6	1'422'170	0.11607	165'077	2.14%
9	CEMBRA MONEY BANK AG	CH0225173167	Share	1.0	CHF	80.55	-	2'400.0	193'320	1.00000	193'320	2.51%
10	COCA-COLA CO/THE	US1912161007	Share	1.0	USD	49.37	-	5'200.0	256'724	0.99860	256'365	3.33%
11	DORMA KABA HOLDING AG	CH0011795959	Share	1.0	CHF	701.00	-	250.0	175'250	1.00000	175'250	2.27%
12	GEBERIT AG-REG	CH0030170408	Share	1.0	CHF	385.40	-	370.0	142'598	1.00000	142'598	1.85%
13	GIVAUDAN-REG	CH0010645932	Share	1.0	CHF	2431.00	-	70.0	170'170	1.00000	170'170	2.21%
14	GOLDMAN SACHS-INDIA E...	LU0333811072	Fund	1.0	USD	21.14	-	19'000.0	401'660	0.99860	401'098	5.20%
15	ISHARES CHINA LARGE CAP	IE00B02KXK85	Fund	1.0	USD	115.80	-	2'828.0	327'482	0.99860	327'024	4.24%
16	ISHARES MDAX UCITS ET...	DE0005933923	Fund	1.0	EUR	199.68	-	789.0	157'548	1.12795	177'706	2.31%
17	ISHARES MSCI JAPAN CHF-H	IE00B8J37J31	Fund	1.0	CHF	50.30	-	10'086.0	507'326	1.00000	507'326	6.58%
18	KOMAX HOLDING AG-REG	CH0010702154	Share	1.0	CHF	254.80	-	560.0	142'688	1.00000	142'688	1.85%
19	LAFARGEHOLCIM LTD	CH0012214059	Share	1.0	CHF	45.61	-	4'100.0	187'001	1.00000	187'001	2.43%
20	MICROSOFT CORP	US5949181045	Share	1.0	USD	107.14	-	3'200.0	342'848	0.99860	342'368	4.44%

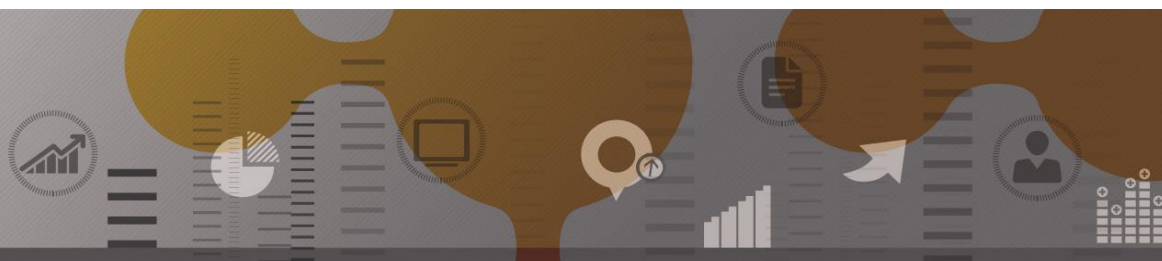
PERFORMANCE REPORT

EBFINANZ WORLD PORTFOLIO

TOTAL NET COMPOSITION

Source: Leonteq Securities AG, Composition: 28/11/2018, Pricing Data: 27/11/2018

No	Name	Identifier/ISIN	Type	Multiplier	Curr	Price	Notional	Total Units	Total (Curr)	FX	Total (CHF)	Weight
21	NDF EURCHF 190228	122293189	Other	1.0	CHF	-0.01	-	-800'000.0	6'092	1.00000	6'092	0.08%
22	NESTLE SA-REG	CH0038863350	Share	1.0	CHF	84.64	-	2'700.0	228'528	1.00000	228'528	2.96%
23	NOVARTIS AG-REG	CH0012005267	Share	1.0	CHF	88.10	-	3'606.0	317'689	1.00000	317'689	4.12%
24	PICTET- ROBOTICS-HI CHF	LU1577726869	Fund	1.0	CHF	137.26	-	1'800.0	247'068	1.00000	247'068	3.21%
25	PRINCESS PRIV EQTY HO...	GG00B28C2R28	Fund	1.0	EUR	9.84	-	25'502.0	250'940	1.12795	283'047	3.67%
26	ROCHE HOLDING AG-GENU...	CH0012032048	Share	1.0	CHF	249.60	-	1'246.0	311'002	1.00000	311'002	4.03%
27	ROYAL DUTCH SHELL PLC...	GB00B03MLX29	Share	1.0	EUR	26.55	-	8'212.0	217'988	1.12795	245'879	3.19%
28	SAMSUNG ELECTRONICS GDR	US7960508882	Share	1.0	USD	957.00	-	200.0	191'400	0.99860	191'132	2.48%
29	SREN2 12/18 P 86	119305599	SP	100.0	CHF	0.51	-	-20.0	-1'022	1.00000	-1'022	-0.01%
30	SWATCH GROUP AG/THE-BR	CH0012255151	Share	1.0	CHF	301.90	-	750.0	226'425	1.00000	226'425	2.94%
31	U-BLOX AG	CH0033361673	Share	1.0	CHF	90.60	-	600.0	54'360	1.00000	54'360	0.71%
32	VARIOPARTNER-MIV GB M...	LU0329631377	Fund	1.0	CHF	2009.32	-	300.0	602'796	1.00000	602'796	7.82%
33	VAT GROUP AG	CH0311864901	Share	1.0	CHF	102.60	-	1'400.0	143'640	1.00000	143'640	1.86%
34	ZURICH INSURANCE GROU...	CH0011075394	Share	1.0	CHF	311.40	-	1'150.0	358'110	1.00000	358'110	4.65%



PERFORMANCE REPORT

EBFINANZ WORLD PORTFOLIO

LEGAL DISCLAIMER

This publication serves only for information purposes and is not research; it constitutes neither a recommendation for the purchase of financial instruments nor an offer or an invitation for an offer. No responsibility is taken for the correctness of this information. Investors bear the full credit risk of the issuer. Before investing in derivative instruments, investors are highly recommended to ask their financial advisor for advice specifically focused on the investor's financial situation; the information contained in this document does not substitute such advice, as not all products are suitable for certain groups of investors.

This publication does not constitute a simplified prospectus pursuant to art. 5 CISA, or a listing prospectus pursuant to art. 652a or 1156 of the Swiss Code of Obligations. The relevant product documentation can be obtained directly at Leonteq Securities AG via telephone +41 (0)58 800 1111, fax +41 (0)58 800 1010, or via email termsheet@leonteq.com.

Selling restrictions apply for the **EEA, Hong Kong, Singapore, the USA, US persons, and the United Kingdom** (the issuance is subject to Swiss law).

The Underlying's performance in the past does not constitute a guarantee for their future performance. The financial products' value is subject to market fluctuation, which can lead to a partial or total loss of the invested capital. The purchase of the financial products triggers costs and fees. Leonteq Securities AG and/or another related company may operate as market maker for the financial products, may trade as principal, and may conclude hedging transactions. Such activity may influence the market price, the price movement, or the liquidity of the financial products.

The Tracker Certificate is not sponsored, endorsed, sold or promoted by, and does not create any obligation of any person connected with any constituent (each such person, a "Relevant Person"), including without limitation the issuer of any constituent which is a security, the sponsor, administrator or calculation agent of any constituent which is itself an index, and the provider of any service (such as an investment adviser or an investment manager) to any constituent which is a fund. No Relevant Person has participated in the preparation of the Tracker Certificate offering documentation, or in the design, maintenance, arrangement and offer of the Tracker Certificate. No Relevant Person gives any express or implied warranties, including, but not limited to, any warranties of merchantability or fitness for a particular purpose or use, and no Relevant Person shall be liable for any direct, indirect, special or consequential damages in connection with any use of the constituent data and information.

Any - including only partial - reproduction of any article or picture is solely permitted based on an authorization from Leonteq Securities AG. No responsibility is assumed in case of unsolicited delivery.
© Leonteq Securities AG 2016. All rights reserved.